

ATTACHMENT B

2022 Park Condition Assessment Scores by Park and Civic Ground

Council District	Park Name	2021	2022
1	Calabazas Branch Library	97%	92%
1	Calabazas Park	67%	91%
1	Cypress Community Center	87%	91%
1	Frank M. Santana Park	92%	81%
1	Gleason Park	100%	91%
1	Gullo Park	100%	89%
1	Hathaway Park	85%	83%
1	John Mise Park	73%	95%
1	Marijane Hamann Park	89%	87%
1	Murdock Park	79%	88%
1	Rainbow Park	54%	73%
1	San Tomas Park	91%	71%
1	Saratoga Creek Park	80%	76%
1	Starbird Park	83%	84%
1	West Valley Branch Library	100%	96%
2	Basking Ridge Park	94%	94%
2	Charlotte Commons	90%	95%
2	Chynoweth Park	78%	88%
2	Coy Park	95%	98%
2	Danna Rock Park	81%	98%
2	Edenvale Branch Library	100%	100%
2	Edenvale Garden Park	97%	77%
2	Edenvale Community Center	100%	N/A ¹
2	Great Oaks Park	80%	58%
2	Meadows Park	78%	91%
2	Melody Park	77%	66%
2	Metcalfe Park	96%	46%
2	Miner Park	99%	86%
2	Palmia Park	91%	95%
2	Parkview I Park	82%	76%
2	Parkview II Park	88%	68%
2	Parkview III Park	95%	94%
2	Piercy Park	95%	91%
2	Raleigh Park	87%	71%
2	Ramac Park	86%	86%
2	Shady Oaks Park	89%	77%
2	Silver Leaf Park	86%	84%
2	Southside Community Center	88%	96%
2	Southside Police Substation	100%	92%
2	Vista Park	89%	85%
2	Waterford Park	97%	89%
3	Backesto Park	83%	56%
3	Bestor Art Park	89%	98%
3	Biblioteca Latinoamericana Branch Library	100%	98%

¹ Missed from 2022 PCA process, receiving monthly inspections

² New park added in 2022

³ Parks temporarily closed; did not assess in 2022

ATTACHMENT B

2022 Park Condition Assessment Scores by Park and Civic Ground

Council District	Park Name	2021	2022
3	Bonita Park	96%	100%
3	Brenda Lopez Memorial Plaza	97%	77%
3	Cannery Park	100%	96%
3	City Hall Plaza	94%	100%
3	East San Jose Carnegie Branch Library	95%	88%
3	Environmental Innovation Center	96%	86%
3	Fallon House	100%	100%
3	Forestdale Tot Lot	79%	88%
3	Gran Paradiso Park	96%	75%
3	Guadalupe River Park - Discovery Meadow	89%	100%
3	Hacienda Creek Park	80%	90%
3	John P. McEnery Park	99%	90%
3	Joyce Ellington Branch Library	100%	62%
3	Luna Park	99%	94%
3	Martin Park	73%	89%
3	Jacinto Siquig Northside Community Center	100%	94%
3	O'Donnell's Gardens Park	89%	94%
3	Orchard Park	100%	97%
3	Parque de los Pobladores	100%	77%
3	Parque de Padre Mateo Sheedy	88%	84%
3	Pellier Park	100%	N/A ³
3	Peralta Adobe	100%	100%
3	Plaza de Cesar Chavez	94%	66%
3	Raymond Bernal Jr. Memorial Park	88%	67%
3	Roosevelt Park	72%	56%
3	Ryland Dog Park	96%	63%
3	Ryland Park	100%	100%
3	Selma Olinder Park	47%	49%
3	St. James Park	82%	59%
3	Tamien Park	92%	89%
3	Townsend Park	81%	87%
3	Washington United Youth Center	92%	NA ¹
3	Watson Park	79%	81%
3	William Street Park	83%	75%
4	Alum Rock Park	79%	94%
4	Alviso Community Policing Center	100%	100%
4	Alviso Library & Community Center	74%	63%
4	Alviso Park	81%	55%
4	Alviso Youth Center	81%	55%
4	Baypointe Interim Park	NA ²	100%
4	Berryessa Branch Library	78%	82%
4	Berryessa Community Center	67%	88%
4	Berryessa Creek Park	85%	91%
4	Brooktree Park	82%	67%

¹ Missed from 2022 PCA process, receiving monthly inspections

² New park added in 2022

³ Parks temporarily closed; did not assess in 2022

ATTACHMENT B

2022 Park Condition Assessment Scores by Park and Civic Ground

Council District	Park Name	2021	2022
4	Cataldi Park	79%	74%
4	Commodore Park	80%	94%
4	Flickinger Park	78%	75%
4	Iris Chang Park	95%	86%
4	Moitozo Park	98%	96%
4	Noble House	95%	100%
4	Noble Park	71%	90%
4	Northwood Park	67%	87%
4	Old Alviso Community Center	61%	N/A ¹
4	Penitencia Creek Park	67%	88%
4	River Oaks Park	92%	91%
4	Riverview Park	87%	89%
4	Vinci Park	90%	83%
4	Vista Montana (1 acre)	98%	91%
4	Vista Montana (5 acre)	52%	89%
5	Alum Rock Youth Center	93%	100%
5	Capitol Park	73%	84%
5	Children of the Rainbow Park	89%	77%
5	Cimarron Park	73%	46%
5	Dr. Roberto Cruz - Alum Rock Branch Library	100%	100%
5	Educational Park Branch Library	69%	70%
5	Emma Prusch Farm Park	82%	96%
5	Esther Medina Park	64%	94%
5	Fleming Park	98%	89%
5	Hank Lopez Community Center	95%	82%
5	Hillview Park	95%	82%
5	LoBue Park	67%	78%
5	Madden Park	98%	80%
5	Mayfair Park	40%	77%
5	Mt. Pleasant Park	88%	93%
5	Nancy Lane Plaza	52%	64%
5	Hillview Branch Library	100%	97%
5	Our Park	92%	93%
5	Overfelt Gardens	54%	59%
5	P.A.L. Stadium Park	78%	74%
5	Parque de la Amistad	92%	86%
5	Plata Arroyo Park	76%	76%
5	San Antonio Tot Lot	97%	99%
5	Sheppard Sports Field	97%	82%
5	Sylvia Cassell Park	70%	73%
5	Zolezzi Park	89%	55%
6	Bascom Community Center and Library	100%	93%
6	Biebrach Park	96%	91%
6	Buena Vista Park	99%	74%

¹ Missed from 2022 PCA process, receiving monthly inspections

² New park added in 2022

³ Parks temporarily closed; did not assess in 2022

ATTACHMENT B

2022 Park Condition Assessment Scores by Park and Civic Ground

Council District	Park Name	2021	2022
6	Cahill Park	88%	86%
6	Columbus Park	9%	N/A ³
6	Del Monte Park	84%	81%
6	Discovery Dog Park	84%	76%
6	Fuller Avenue Park	93%	99%
6	Gardner Community Center	96%	91%
6	Gregory Tot Lot	99%	100%
6	Guadalupe Gardens	45%	80%
6	Guadalupe Gardens - Heritage Rose Garden	91%	55%
6	Guadalupe River Park - Arena Green (East)	90%	78%
6	Guadalupe River Park - Arena Green (West)	98%	85%
6	Guadalupe Gardens - Courtyard Garden	71%	73%
6	Guadalupe Gardens - Historic Orchard	100%	100%
6	Hester Park	92%	100%
6	Hummingbird Park	100%	100%
6	Lincoln Glen Park	96%	90%
6	Municipal Rose Garden	90%	87%
6	Newhall Park	95%	96%
6	O'Connor Park	97%	88%
6	Rincon South Park	98%	97%
6	River Glen Park	100%	96%
6	Rose Garden Branch Library	100%	97%
6	Rosemary Gardens Park	82%	89%
6	Roy Avenue Park	88%	82%
6	St. Elizabeth Park	97%	100%
6	Theodore Lenzen Park	100%	91%
6	Wallenberg Park	100%	94%
6	Wilcox Park	100%	95%
6	Willow Glen Branch Library	100%	100%
6	Willow Glen Community and Senior Center	96%	90%
6	Willow Street Frank Bramhall Park	77%	84%
7	Alma Community Center	81%	87%
7	Bellevue Park	91%	82%
7	Communications Hill - Stairway	93%	67%
7	Fair Swim Center and Tot Lot	85%	81%
7	Kelley Park	90%	63%
7	Kelley Park - Happy Hollow Park and Zoo	97%	93%
7	Kelley Park - Japanese Friendship Garden	95%	75%
7	Kelley Park - San Jose History Park	100%	96%
7	Kelley Park - Vietnamese Heritage Garden	95%	92%
7	La Ragione Tot Lot	100%	87%
7	Lone Bluff Park	93%	86%
7	McLaughlin Park	96%	86%
7	Nisich Park	91%	98%

¹ Missed from 2022 PCA process, receiving monthly inspections

² New park added in 2022

³ Parks temporarily closed; did not assess in 2022

ATTACHMENT B

2022 Park Condition Assessment Scores by Park and Civic Ground

Council District	Park Name	2021	2022
7	Ramblewood Park	80%	79%
7	Richardson Park	88%	100%
7	Roberto Antonio Balermينو Park	91%	92%
7	Rocksprings Park	78%	81%
7	San Jose Animal Care Center	100%	N/A ¹
7	Seven Trees Community Center	62%	78%
7	Shirakawa Community Center	86%	83%
7	Solari Park	94%	86%
7	Stonegate Park	92%	76%
7	Tully Community Ballfields	75%	70%
7	Tully Community Branch Library	73%	67%
7	Turtle Rock Park	85%	95%
7	Vieira Park	90%	100%
7	Vieira Park Overlook	90%	90%
7	West Evergreen Park	77%	89%
7	William Manly Park	97%	96%
7	Windmill Springs Park	87%	63%
8	Aborn Park	100%	98%
8	Arcadia Ballpark	100%	100%
8	Boggini Park	97%	98%
8	Boys and Girls Club (Smythe Field)	0%	N/A ³
8	Brigadoon Park	94%	75%
8	Brigadoon Tot Lot	91%	98%
8	Canyon Creek Park	87%	92%
8	Dove Hill Park	89%	83%
8	Evergreen Branch Library	98%	94%
8	Evergreen Communtiy Center	93%	81%
8	Evergreen Park	93%	81%
8	Falls Creek Park	98%	96%
8	Fernish Park	87%	71%
8	Fowler Creek Park	90%	92%
8	Groesbeck Hill Park	100%	84%
8	Lake Cunningham Park	93%	69%
8	Meadowfair Community Center	96%	83%
8	Meadowfair Park	83%	84%
8	Metzger Ranch	92%	N/A ¹
8	Montgomery Hill Park	100%	77%
8	Norwood Creek Park	93%	95%
8	Silver Creek Linear Park	84%	76%
8	Silver Creek Linear Park - Picnic Meadow	84%	N/A ¹
8	Village Square Branch Library	100%	100%
8	Welch Park	96%	87%
9	Branham Park	90%	92%
9	Butcher Park	80%	89%

¹ Missed from 2022 PCA process, receiving monthly inspections

² New park added in 2022

³ Parks temporarily closed; did not assess in 2022

ATTACHMENT B

2022 Park Condition Assessment Scores by Park and Civic Ground

Council District	Park Name	2021	2022
9	Cambrian Branch Library	81%	93%
9	Camden Park and Community Center	80%	90%
9	Canoas Park	94%	88%
9	Carolyn Norris Park	75%	92%
9	De Anza Park	87%	88%
9	Doerr Park	81%	90%
9	Erikson Park	64%	89%
9	Houge Park	85%	67%
9	Kirk Park	83%	84%
9	Lone Hill Park	75%	79%
9	Paul Moore Park	88%	85%
9	Pearl Ave Branch Library	100%	97%
9	Richard E Huerta Park	81%	86%
9	Rubino Park	81%	89%
9	Russo Park	88%	93%
9	Scottsdale Park	94%	98%
9	Terrell Park	88%	90%
9	Thousand Oaks Park	89%	100%
9	William Cilker Park	96%	66%
10	Almaden Community Center and Library	73%	90%
10	Almaden Lake Park	97%	83%
10	Almaden Meadows Park	75%	71%
10	Almaden Winery Park	92%	91%
10	Avenida Espana Park	97%	99%
10	Cahalan Park	90%	81%
10	Calero Park	83%	91%
10	Carrabelle Park	86%	84%
10	Cathedral Oaks Park	100%	100%
10	Century Oaks Park	100%	100%
10	Chris Hotts Park	87%	90%
10	Comanche Park	81%	88%
10	Foothill Park	100%	83%
10	George Page Park	79%	87%
10	Glenview Park	97%	80%
10	Greystone Park	77%	87%
10	Guadalupe Oak Grove Park	91%	100%
10	Jeffery Fontana Park	80%	77%
10	La Colina Park	73%	90%
10	Los Paseos Park	61%	81%
10	Miyuki Dog Park	93%	87%
10	Patty O'Malley Sports Fields	97%	92%
10	Parma Park	80%	91%
10	Pfeiffer Park	96%	68%
10	Playa del Rey Park	94%	91%

¹ Missed from 2022 PCA process, receiving monthly inspections

² New park added in 2022

³ Parks temporarily closed; did not assess in 2022

ATTACHMENT B

2022 Park Condition Assessment Scores by Park and Civic Ground

Council District	Park Name	2021	2022
10	Santa Teresa Branch Library	100%	94%
10	T.J. Martin Park	77%	77%
10	Vineland Branch Library	94%	100%

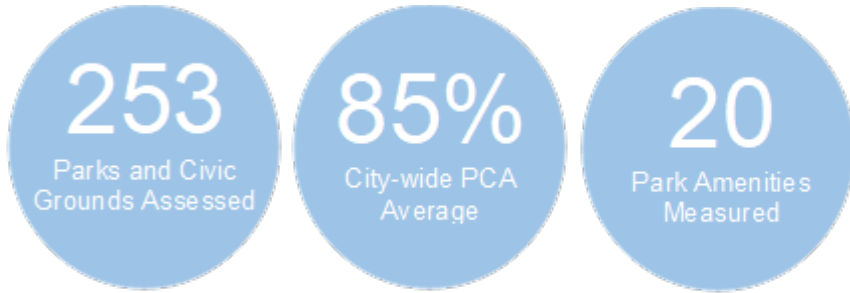
¹ Missed from 2022 PCA process, receiving monthly inspections

² New park added in 2022

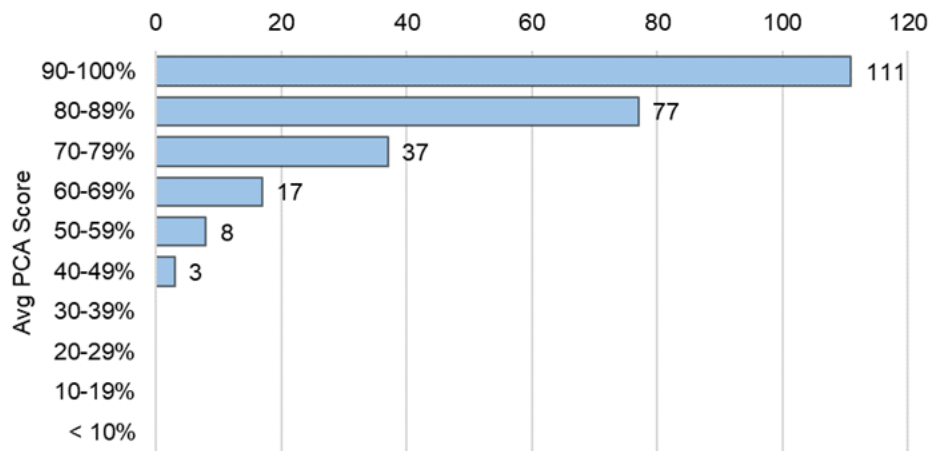
³ Parks temporarily closed; did not assess in 2022

ATTACHMENT C

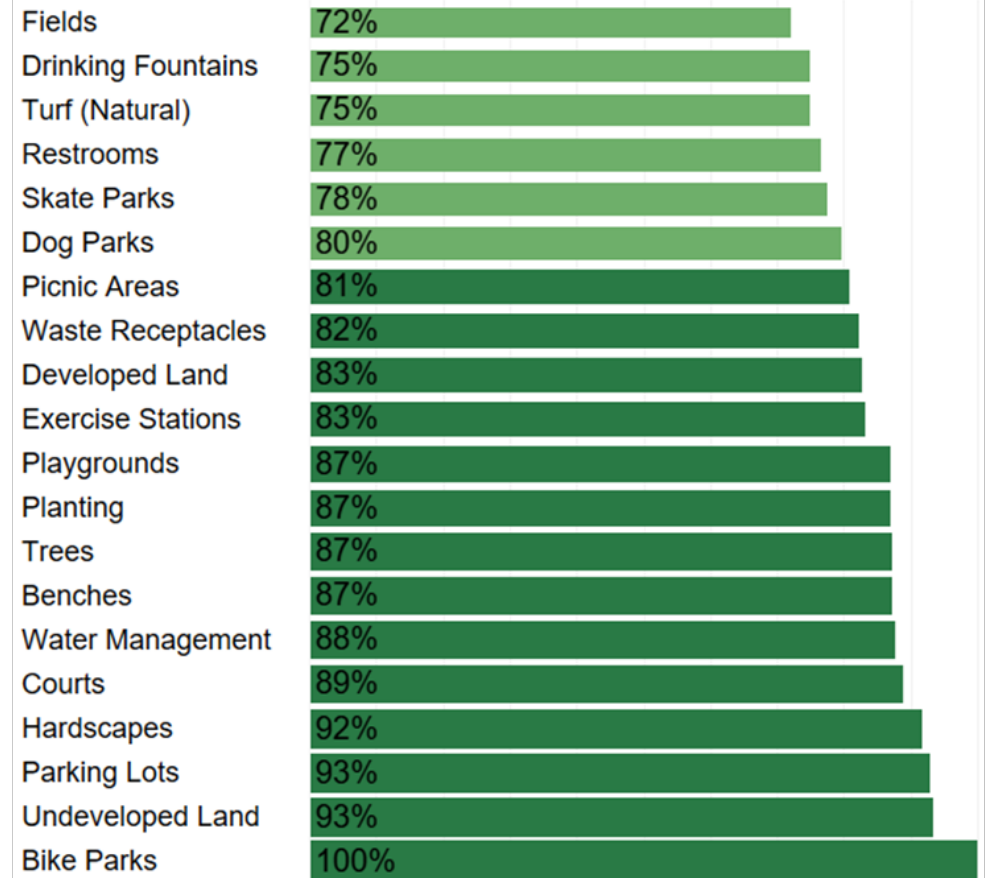
2022 Park Condition Assessment Analyses



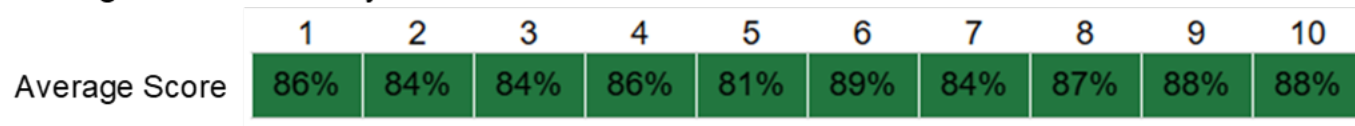
Number of Park and Civic Grounds by PCA Score



Average PCA Amenity Scores

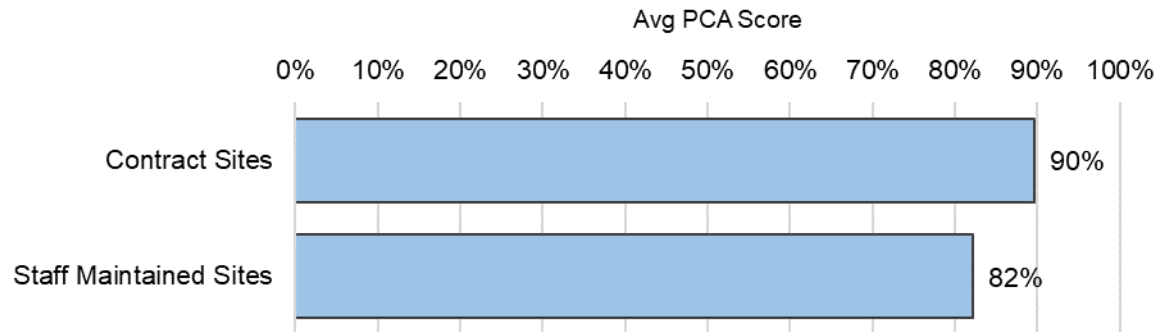


Average PCA Score by Council District



ATTACHMENT C
2022 Park Condition Assessment Analyses

Comparing Contracted Sites and Staff Maintained Sites



ATTACHMENT C
2022 Park Condition Assessment Analyses

