

Letters from the Public

Jones, Michael (CMO)

From: Sonya Lu <[REDACTED]>
Sent: Monday, October 26, 2020 4:55 PM
To: Jones, Michael (CMO)
Subject: Re: Presentation for CED's meeting on October 26, 2020 @ 1:30 PM
Attachments: 2020-10-26_FINAL_Siting Affordable and Supportive Housing in SJ_v1.4.pdf

[External Email]

Hi Michael,

Here's a PDF of our presentation.

We plan on doing more of these presentations to the Council, so our paths will most likely cross again!

Sonya Lu

On Sun, Oct 25, 2020 at 10:39 PM Sonya Lu <[REDACTED]> wrote:

Hi Mike,

There were a few glitches with the first one I sent so here's the updated/corrected version (file v1.4).

Sorry for any inconvenience.

Sonya Lu

On Sun, Oct 25, 2020 at 8:55 PM Sonya Lu <[REDACTED]> wrote:

Hi Mike,

Attached is our presentation for CED's October 26, 2020 [meeting](#).

In case it helps, I've included the sequence of our speakers, the slides they'd be presenting in the deck, and their email, as requested:

#1 – Antonina Ettare (slide pgs 1-6)

[REDACTED]

#2 – Lance Shoemaker (slide pgs 7-9)

[REDACTED]

#3 – Cindy Vinson (slide pgs 10-12)

[REDACTED]

#4 – Victoria Taketa (slide pgs 13-15)

[REDACTED]

#5 – Tina Morrill (slide pgs 16-19) *

[REDACTED]

** **Head's up:** We might have internet connection problems with Tina. If that happens, she plans on calling into the Zoom meeting. I gave her the phone number found at the top of pg. 2 on the agenda.*

I've told them to sign in at 1:15p to make sure things are working. Even though I won't be speaking on the presentation, I'll be signing in to make sure things go smoothly.

I'll Zoom you at 9am to confirm the presentation comes through as expected.

Thanks for all your help!

Sonya Lu

[REDACTED]

cell/text

This message is from outside the City email system. Do not open links or attachments from untrusted sources.

Affordable & Supportive Housing

Need for Equitable Dispersion

within the City of San José

October 26, 2020

Goals

1. Work with the City for the adoption of a policy requiring **equitable dispersion** of affordable and supportive housing and related services throughout **all** City Council districts.
2. Require the City's reviewers and decision makers to consider the density of affordable and supportive housing as part of the review and approval process to prevent over-concentration.

Categorizing Affordable & Supportive Housing

■ **Affordable / Low Income Housing** *(Housing Only)*

- Families, Adults, Seniors

■ **Supportive Housing** *(Housing + Services)*

- Homeless
- Mental Health
- Addiction
- Disability (Developmental and/or Physical Limitations)

City of San José

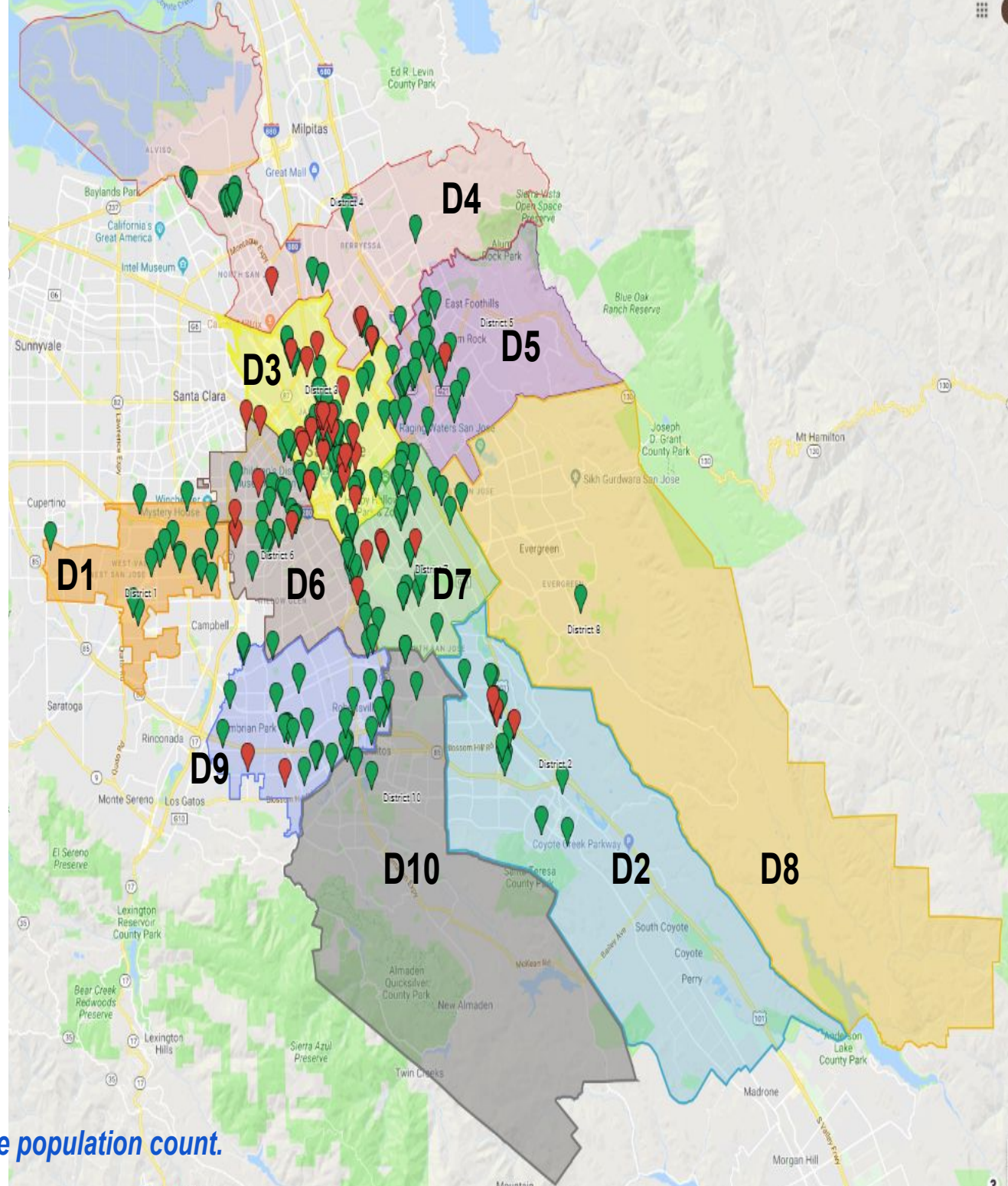
Affordable & Supportive Housing Sites*

 **Affordable / Low Income**
(Housing Only)

 **Supportive Housing**
(Housing + Services)

* *Data snapshot as of Sept. 12, 2019*

Note: All districts have approximately the same population count.



Affordable + Supportive Housing Units

[**Affordable** + **Supportive Housing**]
(Housing Only) (Housing + Services)

- Numbers reflect housing units already accepting subsidized applicants
- Does not include housing defined by “beds” (shelters), of which 52.4% are in District 3

** Data snapshot as of Sept. 12, 2019*

Note: All districts have approximately the same population count.

| | % | Units * |
|-------------------|----------------|---------------|
| District 3 | 22.60% | 4,586 |
| District 7 | 17.79% | 3,609 |
| District 6 | 17.14% | 3,477 |
| District 5 | 9.75% | 1,979 |
| District 4 | 8.61% | 1,746 |
| District 9 | 7.35% | 1,491 |
| District 1 | 6.65% | 1,350 |
| District 2 | 6.39% | 1,296 |
| District 10 | 2.80% | 569 |
| District 8 | 0.92% | 187 |
| <i>Total</i> | <i>100.00%</i> | <i>20,290</i> |

Only Supportive Housing Units

[Supportive Housing ONLY]
(Housing + Services)

- Numbers reflect housing units already accepting subsidized applicants
- Does not include housing defined by “beds” (shelters), of which 52.4% are in District 3

** Data snapshot as of Sept. 12, 2019*

Note: All districts have approximately the same population count.

| | % | Units * |
|-------------------|----------------|--------------|
| District 3 | 45.69% | 764 |
| District 7 | 27.69% | 463 |
| District 6 | 17.94% | 300 |
| District 2 | 3.65% | 61 |
| District 4 | 2.87% | 48 |
| District 9 | 1.26% | 21 |
| District 5 | 0.90% | 15 |
| District 1 | 0.00% | 0 |
| District 8 | 0.00% | 0 |
| District 10 | 0.00% | 0 |
| <i>Total</i> | <i>100.00%</i> | <i>1,672</i> |

Lesson from History

“ Affordable housing siting patterns have generally followed existing patterns of racial segregation and concentrated poverty:

Affordable housing funding programs have historically had the effect of concentrating new developments in lower-resource areas, roughly following existing patterns of racial segregation, concentrated poverty, and disparities in access to neighborhoods most supportive of positive outcomes. ”

Morales-Ferrand, Jacky. “Update on the Affordable Housing Siting Policy.” *Memorandum to Community and Economic Development Committee, City of San José* (October 9, 2020), pg 4, item 4. City of San José.

Lesson from History

“The concentration of services and facilities for the chronically homeless and the synergy of problem behaviors can overwhelm the carrying capacity of a neighborhood. *The term concentration implies that at some point the number of facilities will overwhelm the permanent population. When that carrying capacity is reached, the economic demographics begin to deteriorate and, ultimately, a struggling community emerges.*”

Margaret Wuerstle [**American Institute of Certified Planners (AICP)**]. “A Sound Approach to Regulating Social Service Facilities.” *Zoning Practice*. Issue 1 (January 2010), pg 5. **American Planning Association.**

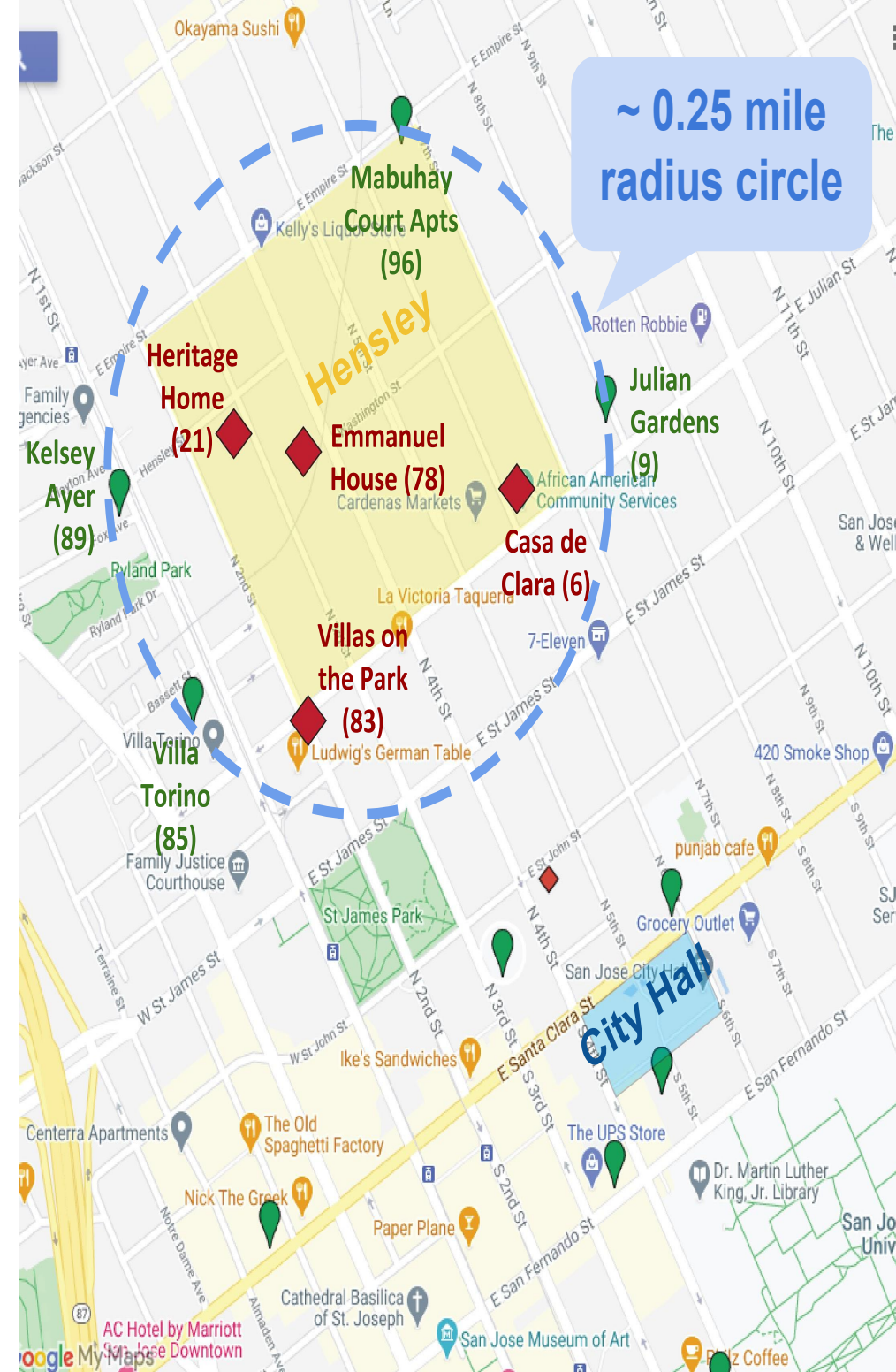
Example: Historic Hensley Neighborhood

279 Affordable Units *(Housing Only)*

83 Supportive Units + 105 Beds
(Housing + Services)

467 Total
Housing Units
+ Beds
within ~ 0.25
mile radius

| Housing Sites | Affordable Housing | Supportive Housing |
|-----------------------|--------------------|--------------------|
| Julian Gardens | 9 units | |
| Kelsey Ayer Station | 89 units | |
| Mabuhay Court Apts | 96 units | |
| Villa Torino | 85 units | |
| Casa de Clara | | 6 beds |
| Emmanuel House | | 78 beds |
| Heritage Home Shelter | | 21 beds |
| Villas on the Park | | 83 units |
| Sub-Totals: | 279 | 188 |



1. Encourage Economic & Racial Diversity

- **A balanced community involves all categories of affordable housing** (i.e. very low income, low income, supportive housing, etc.) to be distributed throughout all 10 City of San José districts.
- Both high and low resource districts must have all types of housing within their communities.
- Benefits everyone

2. Support Communities

- **Ensure successful incorporation of ALL residents.**
- Include “good neighbor plans” specific to that community’s needs for all proposed housing developments.
- Form inclusive advisory councils made up of neighborhood stakeholders.
- Allocate and coordinate additional resources and support to the communities impacted by sites that offer supportive services and housing.

3. Address Fiscal Solvency

- **Lost tax revenue must be replaced to support growing demands on infrastructure.**
- Extra funding for maintaining public spaces (parks and schools) and infrastructure (sewer and roads), needs to be provided regardless of development fees lost or reduced due to affordable units built rather than market-rate housing.
- Measure A funding is providing these projects. The surrounding communities should receive benefits from an identified funding source as determined by advisory committees rather than incentives provided to developers.

4. Monitor the Cumulative Impact

- **The carrying capacity of a community must never be overwhelmed.**
- The City must consider the impact of any housing development on the surrounding community.
- The total impact of ALL facilities (including shelters, bridge housing, warming centers, temporary housing, group homes) in the vicinity of the community needs to be included when planning for the building of any new facility.

Need Equitable Placement

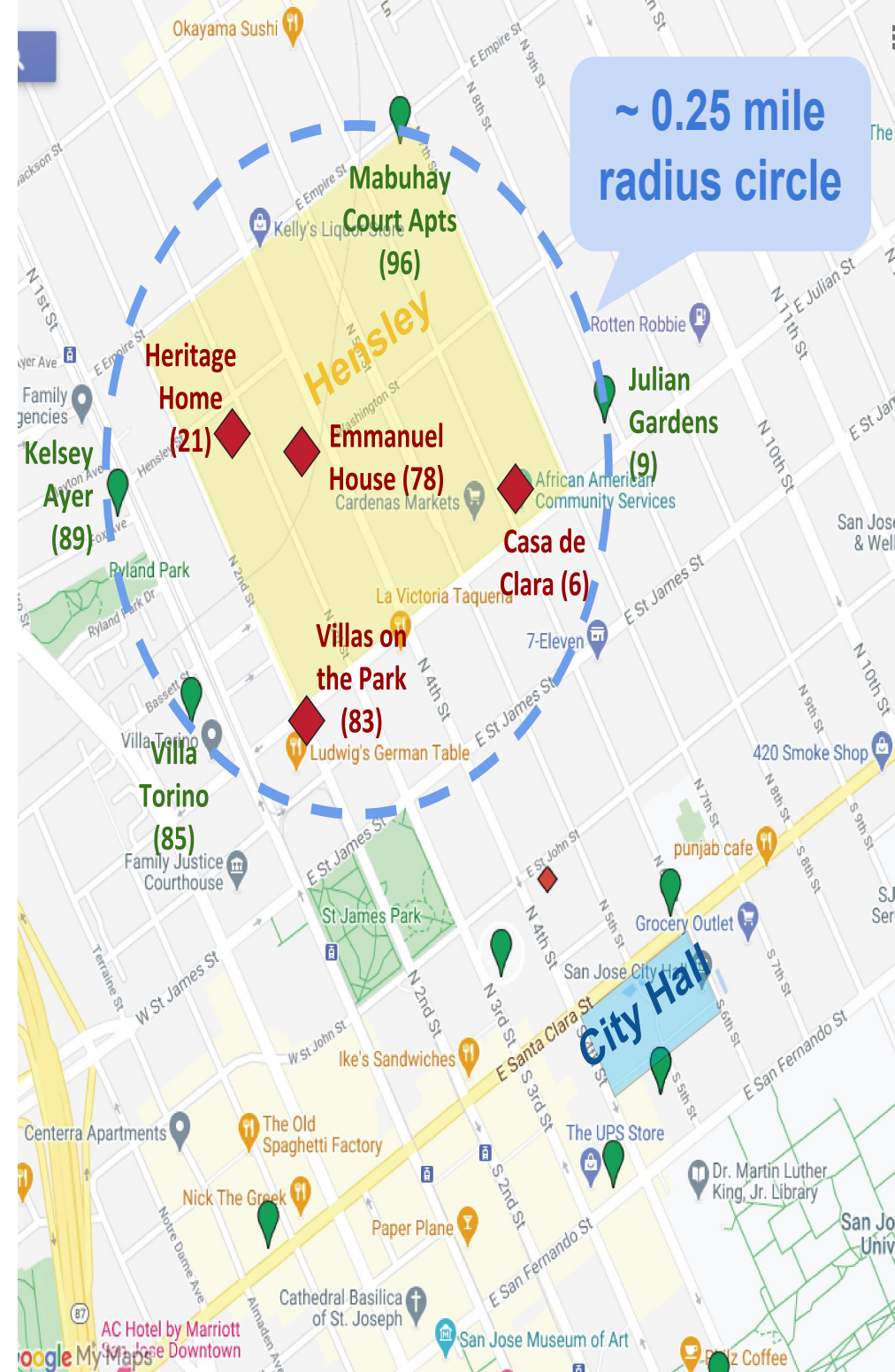
Example: Historic Hensley Neighborhood

279 Affordable Units (Housing Only)

83 Supportive Units + 105 Beds
(Housing + Services)

467 Total
Housing Units
+ Beds
within ~ 0.25
mile radius

| Housing Sites | Affordable Housing | Supportive Housing |
|-----------------------|--------------------|--------------------|
| Julian Gardens | 9 units | |
| Kelsey Ayer Station | 89 units | |
| Mabuhay Court Apts | 96 units | |
| Villa Torino | 85 units | |
| Casa de Clara | | 6 beds |
| Emmanuel House | | 78 beds |
| Heritage Home Shelter | | 21 beds |
| Villas on the Park | | 83 units |
| Sub-Totals: | 279 | 188 |



5. Ensure the Allocation of Resources

- **Monitor and ensure the Siting Policy is being followed regardless of the current year's budget.**
- The City is to work collaboratively with the County to provide ongoing funding to maintain direct and indirect services for dependants and the surrounding community, even through budget fluctuations.

Summary: Key Points to Incorporate into Policy

1. **Encourage diversity** for a balanced community.
2. **Support communities** to ensure successful incorporation of ALL residents.
3. **Address fiscal solvency** of lost tax revenue to manage growing demands on city's infrastructure.
4. **Monitor the cumulative impact to communities** so that the carrying capacity is never overwhelmed.
5. **Ensure the allocation of resources** are available on an ongoing basis to maintain services and to follow the Siting Policy, even through budget fluctuations.

A City-Wide Issue

Homelessness and the affordable and supportive housing crisis are city-wide issues.

Efforts to address these problems should be addressed through **city-wide solutions**.

Sources of Our Data

- City of San José Housing Dept. (Sept. 12, 2019 PDF spreadsheet)
- Santa Clara County Housing Authority
<https://www.scchousingauthority.org/overview-of-sccha-real-estate/sccha-properties/>
https://docs.google.com/spreadsheets/d/1lcrydGiaRmjvajxoNUcdtC5QA-dQzvc_eX22uZ8v46Y/edit#gid=0
- CityTeam San José Resources <https://www.cityteam.org/san-jose/get-help/>
- Destination Home <https://destinationhomesv.org/map/>
- First Community Housing <https://www.firstcommunityhousing.org/copy-of-property-portfolio-1>
- Charities Housing <http://charitieshousing.org>
- Misc. web searches, incl. developers' websites, news articles
- Testimonies from residents (verified)

About Us

We are a group of dedicated community stakeholders working to create awareness of the **urgent need for equitable dispersion** of affordable and supportive housing, and their related services, **throughout** the City of San José.

- Cynthia Batchelder (*Japantown NA*)
- Antonina Ettare (*Hyde Park NA*)
- Sonya Lu (*Northside NA*)
- Tina Morrill (*Vendome NA*)
- Carol Savoy (*Horace Mann NA*)
- Lance Shoemaker (*Hensley NA*)
- Richard Stewart (*Spartan Keyes NA*)
- Victoria Taketa (*Japantown NA*)
- Cindy Vinson (*Hyde Park NA*)

Affordable & Supportive Housing

Need for Equitable Dispersion

within the City of San José

October 26, 2020